

A COMPREHENSIVE GUIDE TO

CREATING WINNING VIDEOS

Your way to fame and glory has never been easier. Get your creative juices flowing and follow the step-by-step production instructions to complete your award-winning video submission for the OFF.


DEAR OFF VIDEO CREATOR,

We are thrilled that you are interested in submitting your best tip, trick or surgical technique in the Orthopedic Film Festival 2025. Below, you will find instructions for creating your OFF2025 video. Once you have selected the surgical pearl you wish to share with the world, it is time to begin creating your cinematic masterpiece. While you have total creative freedom over your topic, we would ask you to follow the format and length specifications outlined below. If you need support at any point of the process, please don't hesitate to reach out to us.

**WE LOOK FORWARD TO RECEIVING
YOUR COMPELLING VIDEOS!**

REQUIREMENTS FOR SUBMISSION

How to structure
your video:



1 Introduce your topic

1 min. with FaceCam




2 Show how it's done!

3 min. with Video



3 Draw a conclusion

1 min. with FaceCam



4 Send us your file!



DIMENSION: Horizontal orientation (16:9)
DURATION: 5 minutes
FORMAT: Video (NO Powerpoint!)



1 MINUTE - FACE CAM

Introduce your topic

CONTENT


Tell us why this topic is important to you or why you chose it.

SETTING

Record yourself introducing your topic. For the recording you can use a webcam (VLC App) or your smartphone.

AUDIO

If possible, please use an external microphone. Make sure all audio is created the same way for each section.



3 MINUTES - SURGICAL VIDEO

Show how it's done!

CONTENT

Demonstrate your topic in a practical application.

SETTING

Create a video of your surgical technique, examination method, patient positioning, etc.

AUDIO

Record the audio separately with the same equipment and setting as the intro/conclusion. This will be added to the video in the editing process. You can also send us the separate files.



1 MINUTE - FACE CAM

Draw a conclusion

CONTENT

Conclude your topic while addressing limitations and consequences. What is your key to success?

SETTING

Record yourself presenting your conclusion with a webcam (VLC App) or a smartphone.

AUDIO

If possible, please use an external microphone. Make sure all audio is created the same way for each section.



Send us
your file(s)!

LOADING...

Choose the method that works best for you and follow the submission instructions.

WETRANSFER

Send your complete video (or 3 sections) to Winglet via www.WeTransfer.com

E-MAIL

You can submit your files via e-mail as well: submission@off-winglet.com



Have a question?

If you have any questions about the video creation/submission process, please reach out to us.

Our Winglet team has a wealth of experience in creating high-quality educational videos and would be happy to provide any support you require.

submission@off-winglet.com

