



HOW TO
**CREATE
YOUR VIDEO**

winglet



Dear OFF Video Creator,

We are thrilled to invite you to submit your very best tip, trick or lesson learned to the flagship international film festival made for and by orthopedists and trauma surgeons around the globe. This short manual will provide you with basic instructions that will guide you through the creation of your OFF 2023 video.

As long as your submission falls within the scope of orthopedics, you have complete creative freedom over the specific topic. You will notice that there are very few guidelines on the video submission with the exception of some basic format and length specifications. This is to encourage you to submit your personal expertise to share with the world.

We would appreciate fully completed submissions. However, in this guide you will also learn how to create and send separate audio files that our production experts can edit for you.

If you have any questions about the submission process or need assistance, please do not hesitate to contact us.

We are looking forward to receiving your compelling videos,

Your Winglet Team

winglet

Requirements for submission




Format:

Horizontal orientation (16:9)


Total duration of the video:
5 minutes

Please do not use Powerpoint!

How to structure my video?




Introduce your topic - 1 min. - FaceCam



Show how it's done! - 3 min. - Video



Draw a conclusion - 1 min. - FaceCam



Send us your file!

1

Introduce your topic

Time: Approx. 1 minute
Setting: FaceCam
Format: Horizontal (16:9)
Audio: Headset, if possible



2

Show how it's done!

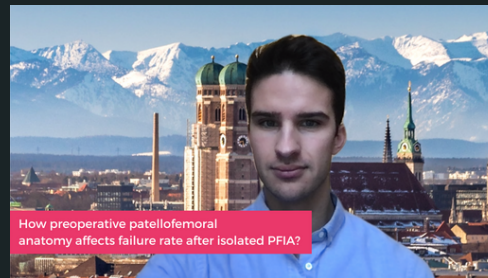
Time: Approx. 3 minutes
Setting: Video
Format: Horizontal (16:9)
Audio: Headset, if possible



3

Draw a conclusion

Time: Approx. 1 minute
Setting: FaceCam
Format: Horizontal (16:9)
Audio: Headset, if possible



4

Submit your video to:

SUBMISSION@OFF-WINGLET.COM

1

Introduce your topic



Time:

Approximately 1 minute

Format:

Horizontal orientation (16:9)

Content:

Tell us why this topic is important to you or why you chose it.

Setting:

Record yourself introducing your topic. For the record you can use a webcam (VLC App) or your smartphone.

Audio:

If possible, please wear headphones. If you do not have headphones you can use the microphone of your computer or your smartphone.

2

Show how it's done!



Time:

Approximately 3 minutes

Format:

Horizontal orientation (16:9)

Content:

Demonstrate your topic in a practical application.

Format:

Create a video of your surgical technique, examination method, patient positioning, etc.

Audio:

If you can't comment on your video while it's being recorded, you can also record the soundtrack afterwards. You can send us the video and the soundtrack in separate files. Check out how to do it on the next page.

1

How can I comment on my video?



Step one:

Create a video file by recording an operation, examination, patient positioning, etc. with your camera.



Step two:

Create an audio file by using the audio recording function of your phone or a program on your computer. Now, you can record your voice while commenting on your previously created video.



Step three:

You can send both files to us via email. We will then cut them together for you. Please make sure to create clear names for all files.

3

Draw a conclusion



Time:

Approximately 1 minute

Format:

Horizontal orientation (16:9)

Content:

Conclude your topic while addressing limitations and consequences. What is your key to success?

Setting:

Record yourself presenting your conclusion with a webcam (VLC App) or a smartphone.

Audio:

If possible, please wear headphones. If you do not have headphones you can use the microphone of your computer or your smartphone.



4

Send us your video



Send your files to:

SUBMISSION@OFF-WINGLET.COM

winglet

THANK YOU FOR BEING
A PART OF THE

